






The Milford Person Lift

autochair
World Leaders in Vehicle Adaptations since 1983




Get yourself mobile with The Milford

The Milford Person Lift is designed to smoothly transfer users from a wheelchair directly into a standard car seat – meaning there's no need to change your vehicle. Strong, versatile and easy to detach when not in use, the Milford can also be used with the Milford Smartbase for use in the home on holiday or even in the office.

-  → Lifts people onto the standard car seat in virtually any make or model of vehicle.
-  → Simple to install, assemble and operate.
-  → No extra lifting required.
-  → Can lift up to 23.5 stone (149kgs).
-  → Can be used in and around the home with the Autochair Smartbase, ask for details.

- MPVs

- 4x4s

- Estates

- Vans

- Saloons

- Convertibles





How the Milford Person Lift works



The sling can be placed on the seat before the user is seated or whilst they are sat in the wheelchair.



Securely attach the sling to the 4 point lifting attachment.



Press the up button and then guide the person into the car.



Unclip the sling and stow the lift ready for travel.

Why thousands of people choose The Milford

- Simple and easy to operate.
- Easily transferred to your next vehicle.
- Lifting capacity of 23.5 stone (149kgs).
- Manufactured in the UK.
- XS-XL slings sizes available.
- Can be used for the drivers' seat, or for front and rear seat passengers.



The Milford sits firmly attached to a neatly designed discreet pivot post.

Sling options



Standard



Double amputee



Fur lined



Mesh

Frank's Engineering Pty Ltd

135 Bakers Road North Coburg Vic 3058

Ph: 03 9354 0400 | Fax: 03 9354 0344

sales@franksengineering.com.au

www.franksengineering.com.au